


Ages 4-6



Muharram Workbook



Tayyiba



Books are the gardens of the learned



Muharram Workbook (Ages 4-6)

Children need to learn Islamic teachings in a way which takes into consideration the mind of a child. Learning about religion is sometimes taken as serious and even boring. In order to change that negative conception, educators and parents need to use more appealing methods to put the message of Islam across to the younger generation. This book has been designed with that purpose in mind, and we hope that both parents and educators will enjoy going through it.

For the parent

Our experience shows that no book or teacher can take the place of a parent when it comes to teaching children religious beliefs and practices. We urge that parents use this book as a tool in their efforts to help their children understand and appreciate Islam. The following points are suggested.

1. The activities in this book cater for young children, around the ages of 4-6. Some of these children may require a little help with some activities. Work together with your child through these pages to encourage an enthusiasm for learning and thinking about Islamic teachings. Rather than providing all the answers, help him/her to think and answer.

2. There are many aspects of Muharram which cannot be covered in a workbook like this. Please help your child learn more about the sacrifice at Karbala by narrating to him the stories of Karbala, encouraging him to participate in children's programs during Muharram, and getting some of the children's material available on Karbala. The story of Karbala holds great fascination for children, and it is a good way to inspire and boost the faith of children.

3. This workbook would be very useful for the children's programs which take place in many communities during Muharram. We request that parents and teachers buy these books from us rather than photocopying pages, so that future production of such books continues to be possible. Please contact us regarding discounts for bulk copies.

Please continue to encourage your child to learn more about Islam. To instill an appreciation for religious beliefs and practices in a young mind is the most rewarding thing you can do for your child. The effects could last a lifetime.


Dhul-Qa'dah 1417

March 1997

Imam Husayn (a) 's family


Use the letters on the cupcakes in each box to get the names of Imam Husayn(a)'s family.

His Grandfather (Mother's father)




_____ (s)

His Father




_____ (a)

His Mother



_____ (a)


His Brother



_____ (a)


The enemy of Imam Husayn (a)

Asif wants to throw arrows at the letters which make up the name of Imam Husayn (a)'s enemy. Help him by drawing arrows on those letters.



Imam Husayn Ibn Ali (a)

Imam Husayn (a) son of Imam `Ali (a) was the third successor of the Holy Prophet (s). He was the true leader of the Muslims. Color the boxes that show some of the things Imam Husayn (a) did.



Why did Imam Husayn (a) refuse to give the Bay'at (oath of allegiance) to Yazid?




Yazid ibn Muawiya

Yazid the son of Muawiya called himself the leader of the Muslims.

What type of a man was he?

Color the boxes that show some of the things Yazid did.

Then answer the question below.



Was he fit to be a leader of the Muslims? _____

Du`a before drinking water

Imam Husayn (a) and those who were with him had no water for three days. The martyrs of Karbala died thirsty.

Before you drink water, remember them by saying the following du`a.
Color the picture.

بِسْمِ اللَّهِ الرَّحْمَنِ الرَّحِيمِ
صَلَوَةُ اللَّهِ عَلَى الْحُسَيْنِ وَ أَهْلِ بَيْتِهِ وَ أَصْحَابِهِ
وَ لَعْنَةُ اللَّهِ عَلَى قَاتِلِيهِ وَ أَعْدَائِهِ

In the name of Allah, the Beneficent, the Merciful

Blessings of Allah be on

Imam Husayn, his family,

and his friends.


The anger of Allah be on

his killers and his enemies.




Imam Husayn (a)'s Journey

Draw footsteps to join the cities on Imam's journey to Karbala.



Madinah



Makkah



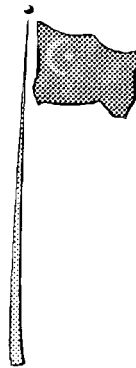



Karbala

Imam arrives in Karbala

When Imam Husayn (a) arrived in Karbala, he and his family and friends camped near the river Euphrates.

Draw Imam's camp in the square. You can include some of the picture below.



A Shaheed

A Shaheed is a person who dies for the sake of Islam.

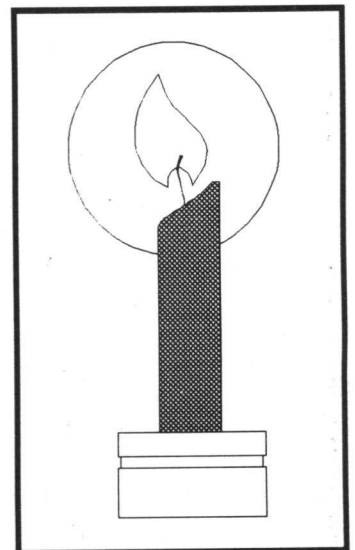

It takes a lot of faith and strength to be able to die for Islam.

A Shaheed is like a candle. A candle gives out light so others can see.

It gets finished itself while giving light to others.

In the box below draw and color a candle.

You can copy from the smaller one.



How many Martyrs in Karbala?

Do you know how many people were martyred in Karbala?

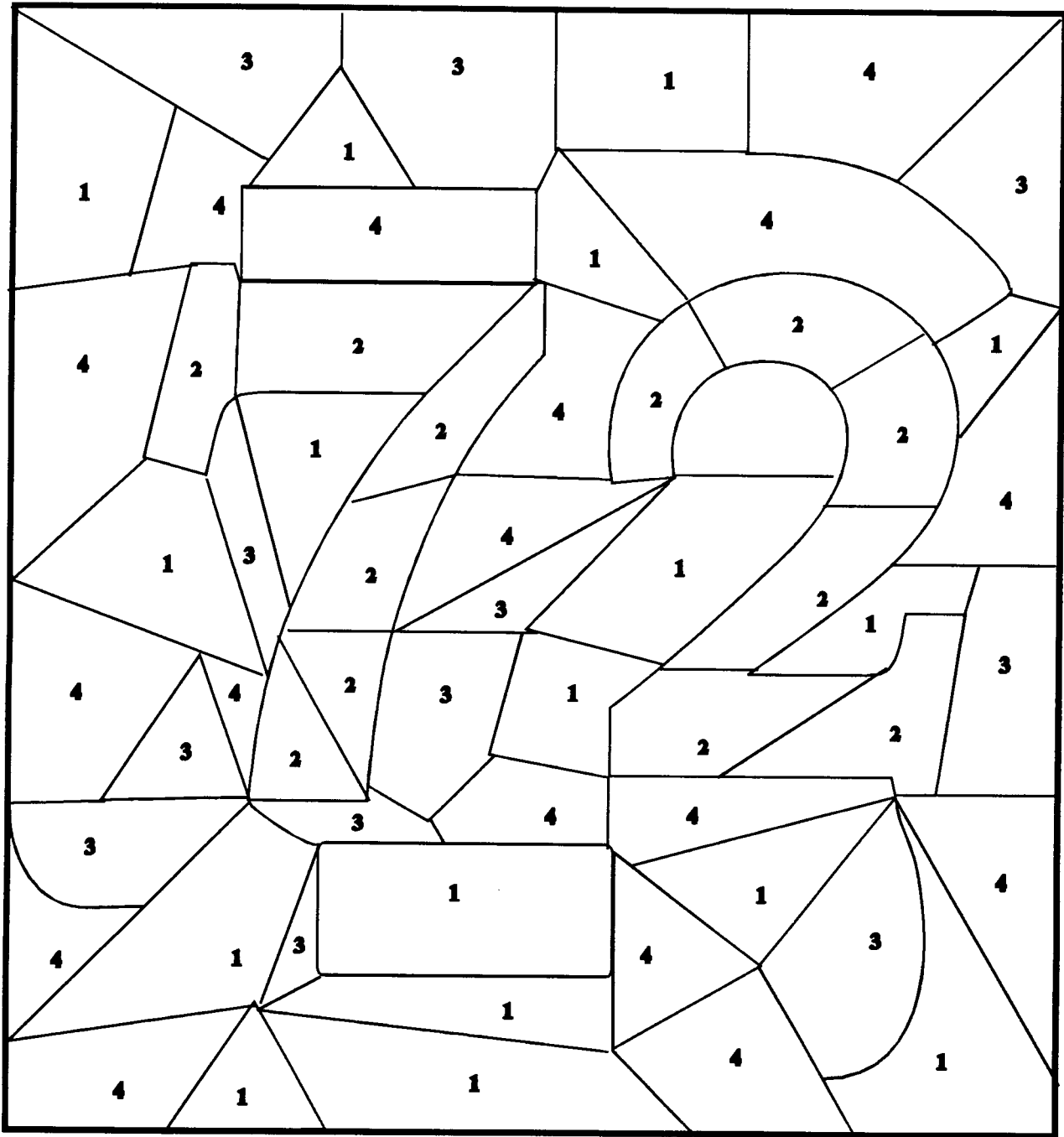
Color the picture below to find out.

1 = Blue

2 = Red

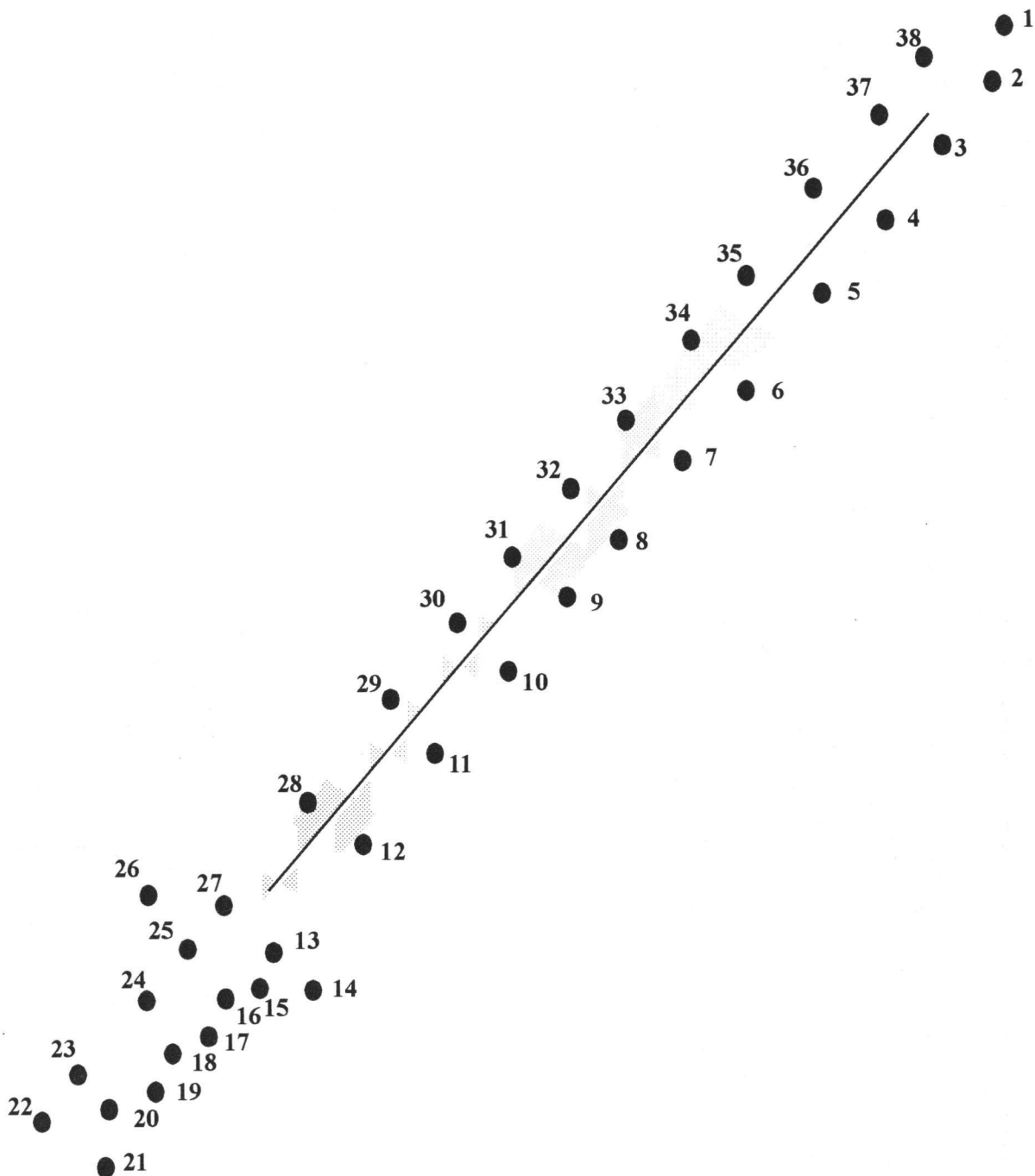
3 = Green

4 = Yellow







The Weapon of Imam Husayn (a)

Join the dots to find out what Imam Husayn (a) used, to fight his enemies.



Spot the Differences

Only two pictures below are exactly the same. Can you find them?
Then color the pictures.



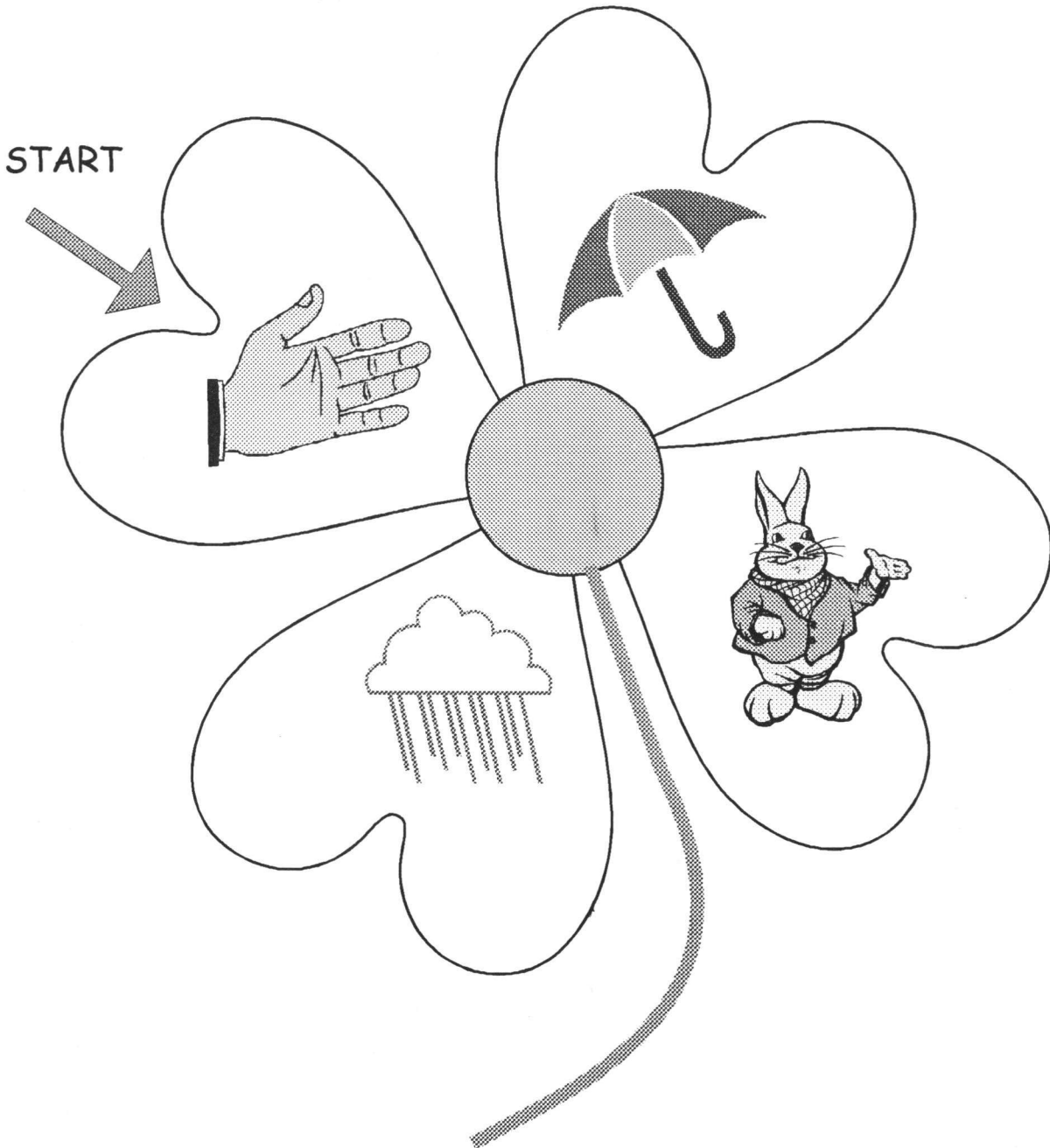
A Brave Commander

There was a very brave commander in the army of Yazid.
He thought about what his army would do on the day of Ashura.
He knew it was wrong, so he went over to Imam's side.

He was the first to die for Imam Husayn(a)

Do you know his name?

Write the first letters of the pictures below to get his name.



A Letter for Habib

Imam Husayn (a) had a very special friend called Habib Ibn Mazahir.
When Imam went to Karbala, Habib was in Kufa.

Imam wrote to him and told him he was going to Karbala to fight
the army of Yazid.

Imam knew that when Habib read his letter he would come to Karbala.

Complete the envelope below.

Color and design your own stamp for the envelope.

The envelope template features a scalloped rectangular stamp box on the right side. Below it is a stamp with a horse and rider illustration and the text "Horse-mail". To the left of the stamp are two horizontal lines for the "From:" field. Below the stamp box are two horizontal lines for the "To:" field. The envelope is decorated with a pattern of alternating shaded and unshaded trapezoidal shapes along its top, bottom, and side edges.

Swords for the helpers of Imam Husayn (a)

Find six swords in the picture below. Circle the swords and then draw one for each of the helpers of Imam Husayn (a) listed below.



Habib Ibn Mazahir

Burayr Hamdani

Abbas bin Ali

Muslim bin Awsaja

Wahab

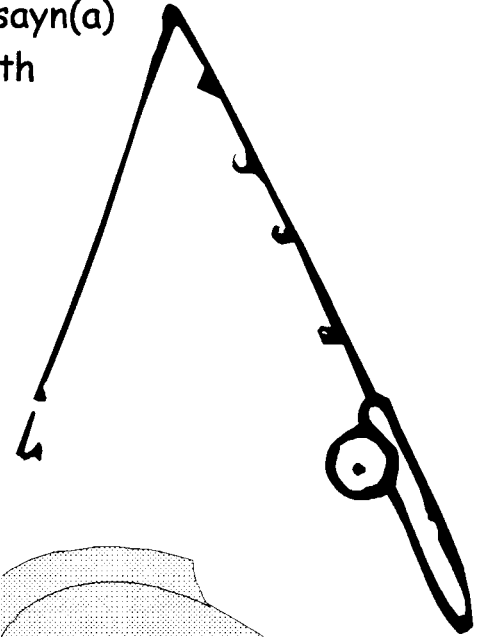





John

Catch the Good Fish


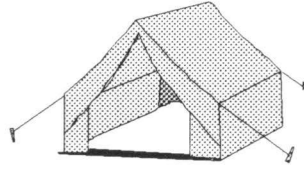
The fishes below have names.

Some of the names belong to the army of Imam Husayn(a)

Draw a line from the fishing rod to all those fish with names of the soldiers of Imam Husayn(a)



Picture Crossword



A crossword puzzle grid with the following structure:



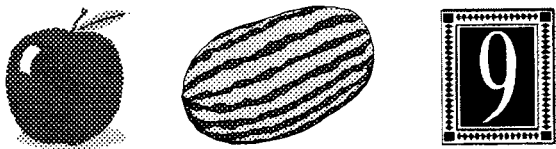

- Row 1: A vertical column of 6 cells. The top cell is labeled '1'. The second cell is shaded. The third cell is the start of a horizontal word labeled '2'. The fourth cell is the start of a vertical word labeled '3'. The fifth cell is the start of a horizontal word labeled '5'. The sixth cell is shaded.
- Row 2: A horizontal word labeled '2' (3 cells). The second cell is shaded. The third cell is the start of a vertical word labeled '1'. The fourth cell is shaded. The fifth cell is the start of a horizontal word labeled '3'. The sixth cell is shaded. The seventh cell is the start of a vertical word labeled '4'. The eighth cell is shaded.
- Row 3: A horizontal word labeled '3' (4 cells). The second cell contains a picture of an eye with a tear. The third cell is shaded. The fourth cell is the start of a horizontal word labeled '5'. The fifth cell is shaded. The sixth cell is the start of a vertical word labeled '4'. The seventh cell is shaded.
- Row 4: A horizontal word labeled '5' (5 cells). The second cell is shaded. The third cell is the start of a horizontal word labeled '4'. The fourth cell is shaded. The fifth cell is shaded.
- Row 5: A horizontal word labeled '4' (4 cells). The second cell is shaded. The third cell is shaded. The fourth cell is shaded.

Shaded cells are used to indicate where words do not intersect.



The Children of Karbala

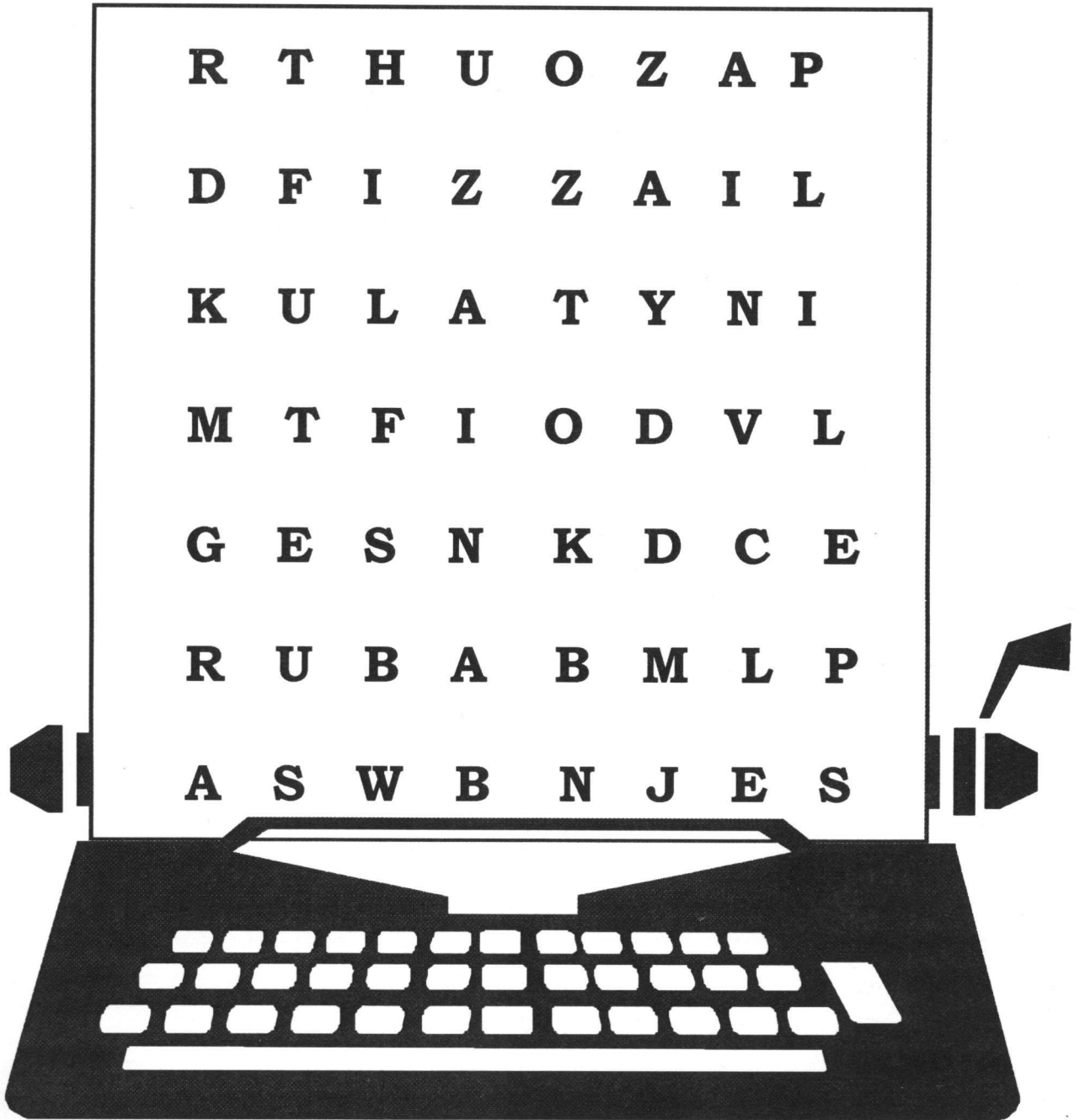
The first letters of the pictures in each box below spell the name of one of the young children of Karbala.

Pictures	Name
	<p>_____</p>
	<p>_____</p>
	<p>_____</p>
	<p>_____</p>

The women of Karbala

In the wordsearch below find the names of three women who were present in Karbala.

Zainab, Umm Kulthum, Umm Farwa
Fizza, Rubab, Umm Layla



Word Puzzles

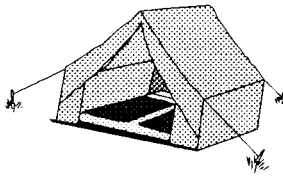
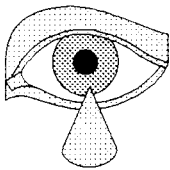
10 + t =

.....

t +

bear - b =

.....



hand + y =

.....

\$ + pear =










.....

The Son of Imam Husayn (a)






Imam Husayn (a) had a very brave son who died in Karbala.
He looked very much like the Holy Prophet (s).

Do you know his name?

Use the code below to find out his name.

A 	B 	N 
K 	C 	I 
L 	D 	R 


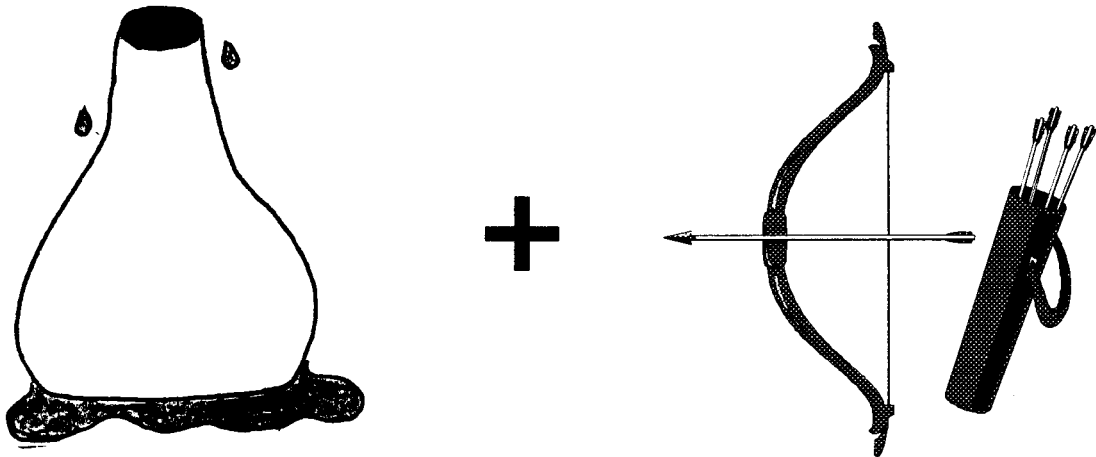
		
---	---	---

				
---	---	---	---	---

The Water-bag of Hadhrat Abbas

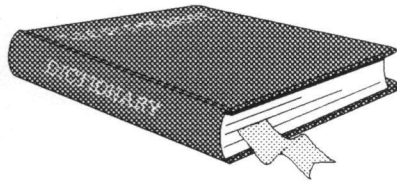


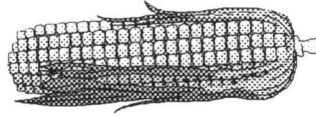
H.Abbas, the brother of Imam Husayn (a), went to fetch water for the children. He reached the river and filled his water-bag. The enemies did not let him take the water to the tents. Do you know what they did?

In the box below draw what happened to the water-bag of H.Abbas.



A baby in Karbala

Circle the things a baby needs



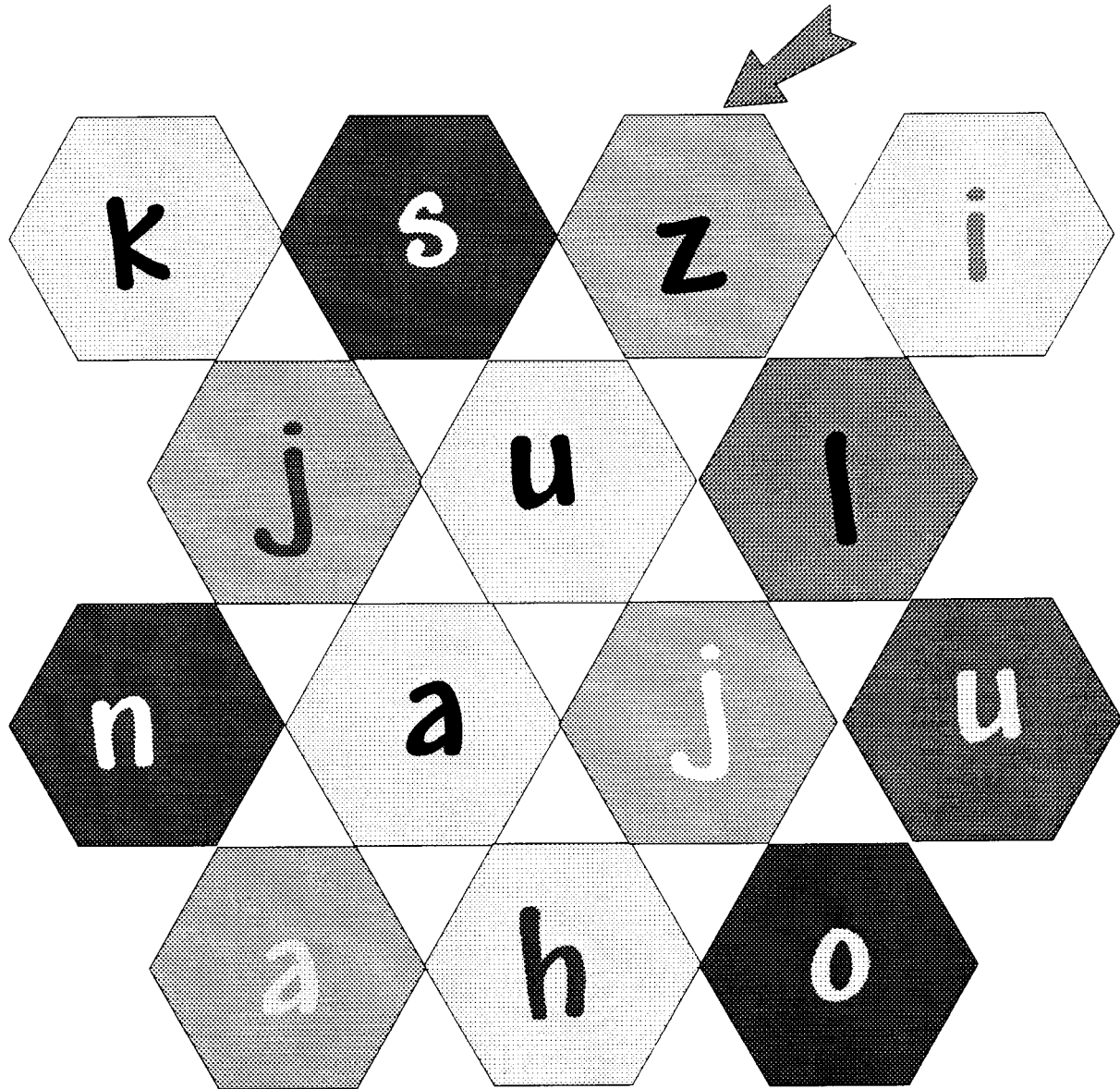
Who was the baby in Karbala?

While he was in Karbala, did he have any of the things you have circled?

The Horse of Imam Husayn (a)

Starting from the letter near the arrow, move along the letters to get the name of the horse of Imam Husayn (a). You can only move down or to the sides.

Then write the letters in the shapes below. Color the shapes in your best colors.




The Day of `Ashura

The day of `Ashura is a very sad day.

Color the pictures below.

Draw a red square around the things you should not do on the day of `Ashura.


Draw a green square around the things you should do on the day of `Ashura..



The night after Ashura



The night after Ashura is called Shame Ghariba.
It was a very sad night for the people in Imam Husayn's tents.
Did anyone come to share their sadness?
Some people came to the tents, but not to make them feel better.

In the box below draw what happened in the tents of Imam Husayn (a) after the day of Ashura.




Sajidah goes to the Haram

Sajidah wants to do ziyarat of Imam Husayn (a).
She needs to reach the haram, the shrine of Imam Husayn (a).
Help her find her way to the haram.



Join the Dots

Find out one of the animals present in Karbala by joining the dots in the picture below.



A Lesson from Karbala


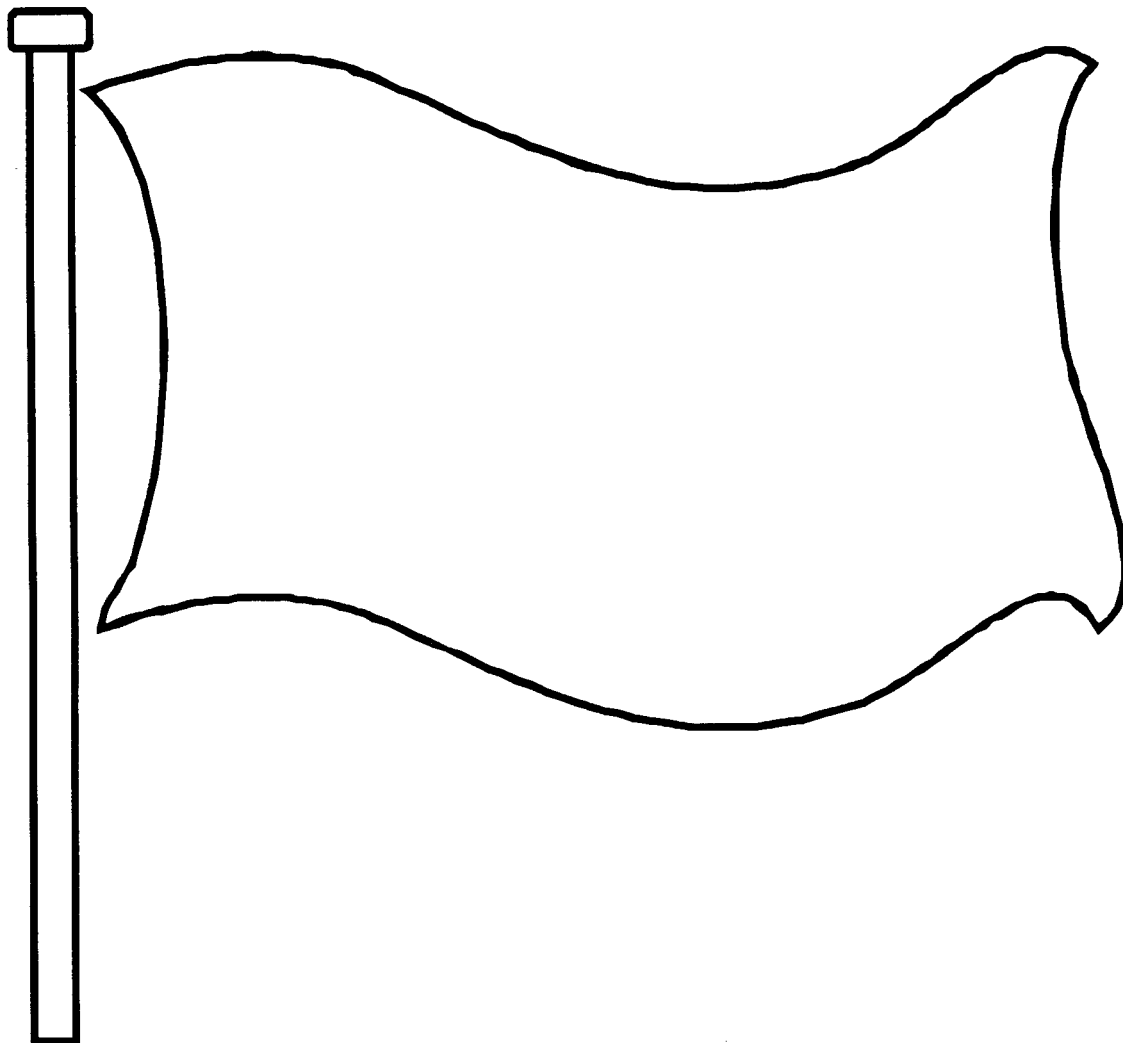
Imam Husayn (a) taught us many lessons in Karbala.
Color and learn the following lesson.

Always
stand
up for
the
Truth!



Design a Flag!

Design a flag for Karbala. You can use some of the pictures and words below.



A Saying of the Holy Prophet (s)

Color and learn the following saying of the Holy Prophet (s)



Husain is
from me
and I
am from
Husayn



First Edition
1997/1417

Please obtain permission from the Publishers for reprinting of this book

ISBN 1-896904-03-3

T. Kassamali
Muharram Workbook 4-6 years.

Published by:

Tayyiba Publishers & Distributors

P.O. box 88003 Lansdowne Mall Richmond B.C. Canada V6X 3T6
Tel: (604) 273-4786 Fax: (604) 279-0786 e-mail: tayyiba@ibm.net
<http://www.al-islam.org/publishers/tayyiba/>